


# CrossTimbers

CHILDREN'S MISSION ADVENTURE CAMP

# I AM


JOHN 14:6



THE WAY



THE TRUTH



THE LIFE

 OKLAHOMA<sup>®</sup>  
BAPTISTS

 COOPERATIVE  
PROGRAM

# SPONSOR GUIDE



## TABLE OF CONTENTS

MAP .....	3
SPONSOR RESPONSIBILITIES .....	4
TIPS FOR GUIDING CHILDREN .....	5
LEADING A CHILD TO CHRIST .....	6-7
CODE OF CONDUCT .....	8-9
DISCIPLINE AT CAMP .....	10
DRESS CODE.....	11-12
AVOIDING SEXUAL ABUSE AT CAMP .....	13
DURING CAMP .....	14-16
SCHEDULE (RED / YELLOW / GREEN) .....	17
SCHEDULE (BLUE / ORANGE / PURPLE) .....	18
CAMP RULES .....	19



# MAP



# CrossTimbers

CHILDREN'S MISSION ADVENTURE CAMP



# SPONSOR RESPONSIBILITIES

As a sponsor, there are expectations and responsibilities you need to follow to ensure a positive camp experience for your campers. When everyone works together, CrossTimbers runs smoothly and effectively.

**✚ Be with your campers at all times.** By being present with your campers, you are able to enjoy the entire experience, build deeper relationships, and walk with them as they grow deeper in their faith with Christ.

**✚ Go to dorms/rooms as a group.** Please don't let campers wander back to the dorms by themselves. Keep them in eyesight and know where they are at all times.

**✚ Always count your group so no one is lost.** Sponsors must maintain a 5:1 camper/sponsor ratio of the same gender while at camp.

**✚ If a camper becomes separated from your group, notify a camp staffer immediately.** He/she will radio the camp director, and all activities will halt until the camper is relocated with their group. CrossTimbers takes security very seriously, and the assistance of the sponsors is crucial to the safety of all our campers.

**✚ Closed-toed and closed-heelled shoes are required to participate in ropes activities and closed-toed shoes must be worn in the water at watersports.** Please ensure that you and your kids are wearing proper shoes.

**✚ Help campers keep all food and paper goods in the dining hall and other food and drink at the canteen.** Please limit food and drink into the dorms/rooms. This helps us to keep our grounds clean and lessen bugs in the dorms/rooms.

**✚ Take time to invest in your campers during your time at camp.** Encourage them to take on new challenges and to be proud of their accomplishments. Keep the atmosphere light and fun. Take pictures and allow each of your campers to share stories about their life. This is how you are going to be able to have great gospel conversations with your campers.

**✚ During the chapel times, sponsors should sit among the kids and help them participate and model worship.**

**✚ Be willing to assist camp staff at mission stops and activity sites as requested.**

## SPONSOR TIP:

Boys and girls coming to camp have a variety of ideas about the days ahead. Some will draw from camps they have experienced in the past and bring items for pranks, or maybe the drama will begin the moment they get on the bus. At CrossTimbers we have created a schedule that keeps campers busy from morning until night. The lack of free time helps reduce the need for campers' creativity in entertaining themselves as well as bullying and drama flare-ups. If a camper is not cooperating, consider your approach. Do you need to change your expressions, attitude, or reactions? We encourage all sponsors to be familiar with the discipline procedure as stated on page 10 of this document.



## TIPS FOR GUIDING CHILDREN

- ✚ **Get to know each one of your campers.** If you don't take the time to get to know each camper's interests, talents, and qualities, they will not feel accepted or personally included with you as their sponsor/leader.
- ✚ **Get into a routine right away.** For most campers, routines provide security since they are predictable. Routines help kids know what is expected of them during camp. Refer to the camp schedule posted on the doors of the dorm rooms.
- ✚ **Keep your directions simple!** Giving campers too many things to do at once is confusing and often results in getting very little done.
- ✚ **Get on their train before trying to get them on yours.** If you are having trouble with a camper moving on to another activity, take a minute to join rather than get into a power struggle. This will help with many campers who are not used to a schedule or direction.
- ✚ **Give positive instructions.** When you tell a camper, "Don't throw rocks!" his/her brain hears, "throw rocks!" It is difficult to tell someone not to do something without suggesting the very thing you don't want them to do. Instead tell them what you would like them to do. For example, say, "Leave the rocks on the ground."
- ✚ **Sarcasm has no place at camp!** Although sarcasm may be said with a hint of affection or humor, its often lost on our third to sixth grade campers. Please be aware of your words and the effect they might have on campers.
- ✚ **Drop the rope!** Have you ever heard a child say, "You're not the boss of me!"? Frustrating right? Instead of getting upset, use the following four-step response:
  - Step 1: Stay calm and let go of the emotional rope!*
  - Step 2: Make the child "right" about what he/she is "right" about. "You're right. I'm not your parent!"*
  - Step 3: Pause and then simply say "And... everybody knows (because everybody does know) that at camp part of our duty is cleaning up. And you can do this. It's no big deal!"*
  - Step 4: Then stop talking and move on! One of the biggest mistakes adults make with children is we talk too much! Less is more!*
- ✚ **Try using the "triple play" with campers who are having a hard time fitting in.** One challenge during camp is the camper who is a little socially awkward or shy or just doesn't seem to have an easy time making friends with the other campers. Try pairing that camper with another camper from his/her group and do a fun activity together, just the three of you. When campers play together, they get to know one another in a fun way.
- ✚ **Teach your campers how to share and be thankful.** Try discussing with your campers an example of something that happened that week that they are grateful for. Encouraging gratitude helps create an environment where friendship and respect can grow.
- ✚ **"Tag team" with other sponsors from your church.** Working alone with your campers is a sure way to end up exhausted, cranky, and resentful at the end of camp! "Tag teaming" your campers simply means letting others help you out, share the load, and share the success. Everyone will be better off.

# LEADING A CHILD TO CHRIST

The opportunity to share Christ's plan of salvation with campers is very exciting, but some sponsors aren't sure how to do so effectively. CrossTimbers provides a response card that can help guide you through this process.

## FOLLOW THESE STEPS:

- ✚ Write the name of the camper on the tear-off portion of the response card. This will help you better remember the name of the camper while you talk.
- ✚ Ask the camper what decision they are considering and why.
- ✚ Refer to the portion of the response card that best fits the camper's desire. Remember, some campers are coming to pray for their family members or sharing something that frightens them at home. **Note:** If a camper's safety is threatened at home, this must be reported. No hesitating!
- ✚ As you work through the response card, remain conversational by explaining words you feel the camper is struggling to understand.
- ✚ Avoid questions that require yes or no answers and ask open-ended questions where campers can describe what something means to them personally. Gently correct any misunderstanding they might have.
- ✚ Be sure to describe how sin has separated us from God, just like Adam and Eve.
- ✚ Explain God's love in sending His son (Jesus) to die for our sins and forgive us of our sins.
- ✚ Then discuss the "ABCs", Admit, Believe, and Choose. (page 7)
- ✚ When you pray with the camper, be sure to use the same words used while explaining so the child will understand.
- ✚ If needed, have the camper repeat after you when praying for salvation.
- ✚ Assure the camper of their salvation and that nothing can take it away.
- ✚ Tell the camper that as he/she learns to live out their faith in Christ, the work of the Holy Spirit in their life will lead them to desire obedience over sin. Obedience is anything we think, say, do, or don't do that PLEASES God.
- ✚ Finish the response card by filling in all the remaining information needed about the camper for effective follow-up from the church.



## LEADING A CHILD TO CHRIST CONT'D

Romans 6:23 gives an opportunity with simple words of how, for you as a sponsor, to talk to the children about Christ in a way they'll understand.

Try having the camper read it as you explain it. *"For the wages of sin is death, but the gift of God is eternal life in Christ Jesus our Lord."*

Make sure the camper understands the concept of sin and recognizes his/her own sin.

Sin is when we choose to do things our way over God's way. At camp we say, **"Sin is anything we think, say, do, or don't do that DISPLEAS God."**

It is up to each individual to make the decision to pray and ask God to forgive his/her sins and become the Boss of his/her life.

The **ABCs** show our response to accepting Christ and turning our lives over to Christ.

After we become a Christian, the Holy Spirit works in our lives to sanctify us or help us become more and more the person God wants us to be. The Holy Spirit helps us want to do things God's way instead of our own way. This is obedience. At camp we say, **"Obedience is anything we think, say, do, or don't do that PLEASES God."**

### DEFINITION OF OBEDIENCE

**ANYTHING**  
WE THINK, SAY,  
DO, OR DON'T DO  
THAT PLEASES  
*God*

**A**

ADMIT

Admit that I'm a sinner and agree with God. Repent or turn away from our sin.

**B**

BELIEVE

Believe in Jesus and trust Him with my life. (That Jesus really lived, Jesus really died, and Jesus really rose from the grave.)

**C**

CHOOSE

Choose to make Him the Boss or Lord of my life.

### DEFINITION OF SIN

**ANYTHING** WE THINK,  
SAY, DO,  
OR DON'T DO  
THAT DISPLEAS  
*God*

# CODE OF CONDUCT

## GENERAL PURPOSE

CrossTimbers Mission Adventure Camp sessions are planned for children who have completed 3<sup>rd</sup> through 6<sup>th</sup> grade. Younger children of sponsors or teens who are not 18 are not allowed to attend CrossTimbers. (Note: Children of Executive Staff members and the Camp Pastor will be allowed and will be housed in private accommodations.)

The code of conduct for CrossTimbers is intended to assist churches and campers at camp to have a safe and enjoyable camp experience, while growing in their faith. CrossTimbers is a Christian camp designed to help children and adults know and follow God, so the code of conduct prioritizes issues related to a camper's faith development in Jesus. CrossTimbers Mission Adventure Camp does not condone or encourage any activity on grounds that would humiliate any camper, including initiation, hazing, and/or pranks. Furthermore, CrossTimbers Mission Adventure Camp will not tolerate any activity that would harm any camper, such as violence or abuse of any kind.

## CURFEW

At 10:15pm, all campers should be back at their dorm/room and should not be outside their cabin without sponsors until after 6:30am. Sponsors should also remain in their dorm/room with their campers during these hours.

## MODESTY/PDA

Believing that modesty extends beyond the dress code, CrossTimbers Mission Adventure Camp asks that campers and sponsors refrain from public displays of affection (PDA).

## CELL PHONES

It is strongly suggested that churches limit or prohibit their campers' use and possession of cell phones and two-way radios. These items can quickly become a distraction from the goals of camp.

## VEHICLES

Unnecessary and careless traffic is prohibited on CrossTimbers grounds. Only Conference Center operated vehicles are permitted. Motorcycles may only drive to and from the gate to their cabin or meeting place. Recreation vehicles for living or sleeping purposes are permitted only in designated areas and must register in advance with the CrossTimbers office. All passengers must be seated in a vehicle according to its designated capacity—no passengers are allowed in pickup beds or in the back of vehicles with hatch doors raised.

## CAMP REQUIREMENTS

Campers are required to attend both the Morning and Evening Chapel Experience each day. Church groups must sit together at all chapel services in their designated locations. Sponsors should sit among the campers in order to model worship and more easily address any issues that arise during the service.

Sponsors from each church are responsible for enforcing the code of conduct and camp dress code for their campers and sponsors and for handling discipline issues within their group.

Sponsors must maintain a 5:1 camper/sponsor ratio of the same gender while at camp. In addition to this rule, there must be at least two sponsors of the same gender per room.

## DRIVE-IN GUESTS

Drive-in guests at CrossTimbers are limited to church staff and spouses only. All guests must have had their background check submitted by their church's Lead Sponsor or must present their driver's license to be scanned by the CrossTimbers Staff.

All guests are required to check in at the CrossTimbers Office and will receive proof of registration.

## CODE OF CONDUCT: CAMP PROHIBITIONS

Campers who have not yet completed third grade and those who have completed seventh grade and up but are not yet 18 are not allowed to attend camp.

Campers will not be permitted to leave the grounds unless accompanied by a sponsor. If a camper is picked up early by his/her parents, he/she may not return to camp.

Excessive volume from a dorm/room is not permitted since it can disturb other dorms/rooms. Please check with the office if there is an issue.

No product sales are allowed at CrossTimbers unless they have secured a contract through the Falls Creek Conference Centers.

Use or possession of illegal drugs, alcohol, or tobacco of any type is not permitted on the grounds. This includes e-cigarettes, vaping or other facsimiles. Falls Creek Conference Centers, which includes CrossTimbers, are smoke-free facilities.

The possession of offensive weapons of any sort is prohibited at camp. CrossTimbers reserves the right to perform a random drug and weapon search at any time and confiscate items that distract from the camp goals or that violate the code of conduct of the camp.

Pets/animals (\*\*other than trained and certified service animals), fireworks, rock throwing, water fighting, laser pointers, and shaving cream fights are prohibited on the campgrounds.

\*\*Campers with service animals may attend camp and participate in activities. Parents or guardians of said campers should contact CrossTimbers to make prior arrangements for the service animal's presence on the campgrounds. However, no overnight lodging accommodations are currently available to campers with service animals. Campers with service animals may attend camp during the day and leave the grounds at night. The camper will be allowed to return with their service animal the next day.

Masks or any other disguise over the face cannot be worn by anyone outside of their cabin. Face coverings, which cover the nose and mouth for medical-related purposes, are allowed at CrossTimbers.

For the safety of all guests, skates, rollerblades, and skateboards are not permitted. All cycles (uni, bi, or tri) are prohibited on the grounds. Violation of this policy could result in confiscation of equipment.

No wading or swimming is allowed in the creek unless there is a CrossTimbers Mission Adventure Camp lifeguard present. No fishing is allowed.

No camera drones or remote-controlled flying devices may be operated on grounds without expressed permission from the Director of Falls Creek Conference Centers and the CrossTimbers Mission Adventure Camp Program Director.



## DISCIPLINE AT CAMP

Most discipline issues are already solved with the attitude and reactions of sponsors promoting a great time at camp, coupled with fun activities of a busy day.

Sponsors should also keep the idea of praising in public and criticizing in private as they address minor behaviors to avoid a camper becoming embarrassed, angry, or otherwise emotionally charged and greatly escalating the situation.

If a sponsor continually experiences behavioral challenges with a camper:

- ✚ Pull that camper aside and talk to them privately about his/her actions. Explain why this is an unwise and unacceptable choice. State your confidence in the child to make this change and praise the child when he/she improves in order to encourage good choices.
- ✚ If the poor choices continue, the sponsor might consider a later start time of swimming and allow the child to rest longer on his/her bunk.
- ✚ If the child does not comply, contact the CrossTimbers Program Director. The camper, Lead Sponsor, and Program Director will have a meeting and call a parent to bring awareness of the situation. This will be the final warning.
- ✚ If the child continues to make poor choices, the Lead Sponsor and Program Director will call the parents again, and the parents will be asked to make arrangements to have the child picked up from camp.



## DRESS CODE

Churches participating in CrossTimbers Mission Adventure Camp should fully communicate the dress code to campers before they pack and arrive for camp. While we understand the desire for fashionable attire, we require you to wear modest clothing. Modesty is a biblical principle and helps keep people focused on the important things at camp (1 Timothy 2:9-10; 4:12). All apparel judgments will be left to the discretion of the CrossTimbers staff. If the CrossTimbers staff determines whether a camper or sponsor should change his/her clothing to fall in line with camp requirements, then said camper or sponsor is required to do so.

### GENERAL GUIDELINES

- ☞ Shoes must be worn at all times outside of your dorm/room.
- ☞ Apparel may not display or promote tobacco, alcohol, controlled substances, or inappropriate language or pictures.
- ☞ Undergarments must always be covered by outer garments (i.e. No boxer shorts or bra straps showing).
- ☞ Midriffs should always be covered.
- ☞ No spaghetti strap shirts or dresses.
- ☞ No tank tops.
- ☞ No short shorts. Shorts must be modest length. Note: modest length can be generally defined as extending to just beyond the fingertips, which in general is no shorter than 5 to 7 inch inseam.
- ☞ No tight-fitting and revealing clothing. This includes leggings or similar attire, which cannot be worn as pants.
- ☞ Girls may wear dresses/skirts, but they must reach the top of the knee.

Due to the terrain and activities of CrossTimbers, campers are encouraged to always wear closed-toe shoes outside of their dorm/room.

Closed-toed and closed-heeled shoes are required to participate on the ropes course.

### SWIMMING

- ☞ Girls should wear modest one-piece swimsuits. A dark T-shirt must be worn over two-piece swimming suit.
- ☞ Males should not wear tight-fitting swimming suits.
- ☞ While going to and from the swimming areas, all campers must wear a t-shirt, and females must wear a long covering or shorts over their swimming suits.
- ☞ Campers may not be barefoot on the way to and from venues.
- ☞ Shorts, shirts, and closed-toed shoes are required for the waterfront and must be worn in the water.

# Dress Code

## General Guidelines

**Modesty is key.**

**Always wear shoes.**

Shoes must be worn at all times!  
Campers may not be barefoot on the way to and from venues.

Closed toe and closed heel shoes are required for ropes course.

**Apparel may not display:**

Inappropriate Language  
Inappropriate Pictures  
Controlled Substances  
Tobacco or Alcohol

**Avoid tight, revealing clothes.**

Water Front Activities require water shoes, a shirt and shorts.

**Undergarments must be covered.**

No boxer shorts or bra straps showing.

All apparel judgements will be left to the discretion of the CrossTimbers Staff.

If CrossTimbers Staff determines a camper or sponsor should change their clothing to fall in line with camp requirements, then said camper or sponsor are required to do so.

## Tees, Tops & Tanks

**Approved**



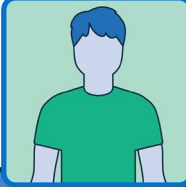
**Unapproved**



Sleeveless shirts must extend all the way to the shoulder seam. All rules apply to dress tops.


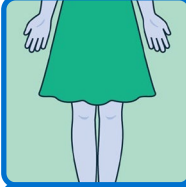
No racerbacks, sports bras as tops, spaghetti straps, or tees/tanks cut down the side.

Undergarments or midriff may not show.

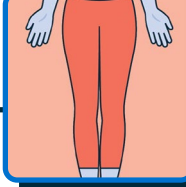
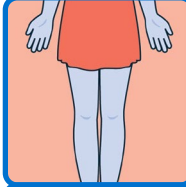
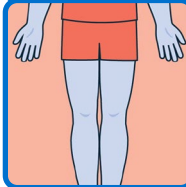


## Bottoms

**Approved**



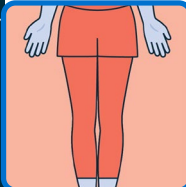
**Unapproved**



**SHORTS:** Must be modest. Either past fingertips or 5"-7" inseam.


**DRESSES & SKIRTS:** Must reach the top of the knee.

**LEGGINGS:** May be worn under a garment that meets dress code. Cannot be worn as pants.

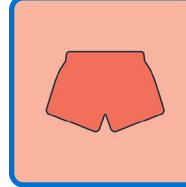



## Swim

**Approved**



**Unapproved**



Women: Modest one piece. No two pieces.

Men: Same rules as shorts. No tight, short shorts.

Additional Water Front guidelines listed above.

# AVOIDING SEXUAL ABUSE AT CAMP

Sponsors are required to care for the needs of campers, but they should always protect themselves by following these simple practices.

- ✚ No sleeping with campers. Avoid allowing campers to sleep together as well.
- ✚ No nudity with campers (i.e. sleeping, skinny dipping, streaking, wrestling, etc.). This includes showering and bathroom use. We strongly suggest sponsors to shower after all campers are in bed for the night or before they rise in the morning.
- ✚ Two sponsors must be in the dorm/room when a camper is present. No sponsor should be alone with a camper.
- ✚ Avoid excessive touching and holding. Campers need hugs, high-fives, and fist bumps, but are not to be continuously coddled.
- ✚ Do not allow campers to sit on your lap.
- ✚ **Sponsors who are also parents should follow these same guidelines with their own children while at camp.**
- ✚ Report any concerns about campers, sponsors, and/or staff to one of the following people: the Program Director, the Camp Manager, or the Program Assistant.
- ✚ Be sensitive to vague or partial disclosers. For example, "My uncle makes me feel weird." Respond with, "I believe you," and listen. Report all abuse disclosures immediately to DHS Care Hotline (1-800-522-3511) and your Lead Sponsor.



## DURING CAMP

### CAMP STAFF'S ROLE IN THE PROGRAM

Your week of camp is organized so you can connect, love, and minister to the children from your church. The staff focuses energy on running the activities, serving the meals, teaching the mission stops, leading tribal devotions/time, and standing ready to serve you and the children. Camp is a great place to be with your kids without time constraints and interruptions. Please take this opportunity to be with your kids while the staff works to meet your needs, serve as a role model for children, and encourage you as a leader. Sponsors are welcome to join in all activities as time permits, as well as cheer their children to greater things.

### CAMP ACTIVITIES

There are three main activity sites: watersports\*\*, challenge course (ropes course), and target sports.

Closed-toed shoes are required for watersports and closed-toed and closed-heeled shoes are required for the ropes course. Also, skorts are not allowed for the ropes course.

Be sure all your campers have sunscreen applied at camp, especially when playing at our water venues.

\*\*Note: You will need to be prepared to get completely soaked if you are going to watersports.

Swimsuits are recommended; however, everyone must wear shorts and shirts over swimsuits at watersports. Closed-toed shoes and life jackets must be worn while in the water. Life jackets will be provided.

### MISSIONS

The CrossTimbers missions experience is designed to help children understand the role of a missionary in a hands-on experience that impacts the community locally and reaches out to the global task of telling the nations about Christ. At each mission stop, children can explore hands-on opportunities of service while learning how they can pray for the nations and how missions are expressed in that area.

### MISSIONS OFFERING

Campers and sponsors will have the opportunity to give to one of the mission works featured during camp. Offerings will be accepted during the mission stop, at the last canteen, and in the CrossTimbers office.

### POOL TIME

During pool time, there will be lifeguards on duty at all times. At CrossTimbers, we have separate girls' and boys' swim times. Please be sure to check your schedule for your designated time. Sponsors are welcome to swim, and at least one sponsor from each group that is swimming must be present in case of an emergency.

Here are a few things to remember about pool time:

- ☞ Before coming to the pool, be sure to shower. Hair does not need to be washed, but state health regulations require all persons to shower in the cabins, washing their entire body prior to swimming in the pool.
- ☞ A life jacket can be provided at the pool for campers upon request.
- ☞ Be sure all your campers have sunscreen applied at camp, especially when playing at our water venues.

## DURING CAMP CONT'D

### CANTEEN/CAMP STORE

The Canteen is our concessions and will be open every day at the scheduled times. Each camper is allowed to purchase any items, but we strongly recommend one drink and one snack. It is very important that sponsors watch their children and enjoy this time together. Watch to make sure all the children are served and they get what they ordered. This can be the first time for some kids to order a snack and pay for it with their concessions wristband.

What to remember:

- ☞ All food should remain in the canteen area.
- ☞ Use designated trashcans and encourage campers to pick up trash on the ground by complimenting them and thanking them for serving others.
- ☞ Campers may use the \$10.00 on their wristbands however they choose. They should avoid spending it all at once (stockpiling snacks in the cabin). Wristbands can be purchased in the office, only by sponsors, after registration is closed.
- ☞ Other campers and sponsors can purchase items for friends with their wristband. Items can be purchased from the camp store with a concession wristband.



### CHAPEL AND DECISION TIME

During the chapel time, sponsors should sit among the campers and help them participate in the worship and fun. When the pastor directs us to Scripture, please assist campers with their Bibles and praise those who are using it so they will continue to develop greater Bible skills.

When the pastor begins the invitation time of the service, he will ask sponsors to be available to talk with campers. We ask that 1 female and 1 male sponsor stand on the side of the chapel or in the back nearest to where their campers are seated. As sponsors leave to talk with campers, another sponsor should replace him or her. Using sponsors to talk with campers will allow them to have an adult in their church who knows about them and will be available to them after camp. This gives the campers a way to be anchored back into their home church. You will be one of their greatest influences in that conversation after chapel, whether it's the plan of salvation or just the opportunity to talk through a difficult situation at home and pray together.

### IN-CABIN QUIET TIME

In-Cabin Quiet Time is a time that campers are encouraged to revisit Bible study items on a personal level. This time can be used to rest and recover. During this time, all campers should be in their bunks and quiet. Camp is busy, and campers need time to recover.

### CHURCH TIME

At the end of each day, churches can gather their campers and sponsors for a special group time. This is an optional activity. Lead sponsors can use this time to review the day, make announcements, or just fellowship together. There are spaces available across the campgrounds. Contact the CrossTimbers Office to reserve a space for your church.

## DURING CAMP CONT'D

### INCLEMENT WEATHER PLAN

If there is inclement weather that will impact camp activities, the CrossTimbers staff will communicate changes in schedule and/or activity locations with the lead sponsor, as well as all other sponsors.

### MEALS

Mealtime procedures include:

- ✚ Sit in your color designated area.
- ✚ Seconds are not guaranteed.
- ✚ Food is not allowed outside of the dining hall.
- ✚ After your group finishes eating, please clear any trash and use the provided cleaning cloths to wipe down the table.

### DIETARY NEEDS:

If one of your campers/sponsors has special dietary needs, our staff will need to be notified BEFORE camp begins. We are only able to accommodate gluten-free meals at camp. On your Final Headcount Form, there will be an option to mark any camper or sponsor who needs a different meal option while at camp. Please make sure you do this before the deadline, or we will not be able to accommodate any restrictions. At Registration, you will receive a special armband for any campers/sponsors with restrictions. They must have this band at the cafeteria to receive their meal. If there are more complicated restrictions, please contact our office.

\*NUT ALLERGIES: Our cafeteria is nut-free, and our Canteen does not sell products that contain nuts. However, that does not mean that churches may not bring their own snacks for campers and sponsors and these foods may contain nuts.

### LOST AND FOUND

There will be a lost and found area inside the dining hall. Any items found at any missions or activity stops will be brought to the dining hall lost and found.

Please check the lost and found before leaving camp. If you have a camper who has lost something and they do not realize until after leaving camp, such as a Bible, we want to get those items to you. Please contact the CrossTimbers Program Office to make arrangements.

### CAMP CHECKOUT

Before leaving for home, each cabin will be checked out by a CrossTimbers representative. A checklist will be posted in each cabin that will give instructions as to what needs to be cleaned. After cleaning the cabin, there will need to be one sponsor present at checkout for every church in the cabin.



# SCHEDULE FOR:

**RED**

**YELLOW**

**GREEN**

## DAY 1

10:00AM	GATES OPEN/CHECK-IN MOVE INTO CABINS/ ARRIVAL DEVO	5:45PM	EVENING DEVOTION (BY DORM OR CHURCH, FROM CAMPER HANDBOOK)
12:15PM	LUNCH	6:30PM	DINNER
1:00PM	CAMP KICK OFF! (CHAPEL) MEET TRIBES/ SPONSOR MTG	7:15PM	COLOR CHAOS
2:30PM	ACTIVITIES	8:30PM	CHAPEL
5:00PM	CANTEEN/STORE	9:15PM	TRIBES
		9:45PM	IN-CABINS

## DAYS 2-3

7:30AM	BREAKFAST	2:30PM	ACTIVITIES
8:15AM	MORNING DEVOTION (BY DORM OR CHURCH, FROM CAMPER HANDBOOK)	5:00PM	CANTEEN/STORE
9:00AM	MORNING CHAPEL	5:45PM	EVENING DEVOTION (BY DORM OR CHURCH, FROM CAMPER HANDBOOK)
9:30AM	BOYS-SWIM/ GIRLS-MISSIONS	6:30PM	DINNER
10:45AM	CANTEEN/STORE	7:15PM	COLOR CHAOS
11:15AM	GIRLS: SWIM BOYS: MISSIONS	8:30PM	CHAPEL
12:30PM	LUNCH	9:15PM	TRIBES
1:15PM	REST TIME	9:45PM	IN-CABINS

## DAY 4

7:30AM	BREAKFAST	10:45AM	GIRLS: SWIM BOYS: MISSIONS
8:15AM	MORNING DEVOTION (BY DORM OR CHURCH, FROM CAMPER HANDBOOK)	12:00PM	LUNCH
9:00AM	BOYS: SWIM GIRLS: MISSIONS	12:30PM	CABIN CLEAN-UP/ CHECK OUT
10:15AM	CANTEEN/STORE	1:00PM	CLOSING CHAPEL
		1:30PM	CAMP DISMISSED

# SCHEDULE FOR:

**BLUE**

**ORANGE**

**PURPLE**

## DAY 1

10:00AM	GATES OPEN/CHECK-IN	4:15PM	GIRLS: SWIM BOYS: MISSIONS
11:30AM	LUNCH MOVE INTO CABINS/ ARRIVAL DEVO	5:45PM	DINNER
1:00PM	CAMP KICK OFF! (CHAPEL) MEET TRIBES/ SPONSOR MTG	6:30PM	EVENING DEVOTION (BY DORM OR CHURCH, FROM CAMPER HANDBOOK)
2:30PM	BOYS: SWIM GIRLS: MISSIONS	7:15PM	COLOR CHAOS
3:45PM	CANTEEN/STORE	8:30PM	CHAPEL
		9:15PM	TRIBES
		9:45PM	IN-CABINS

## DAYS 2-3

7:30AM	MORNING DEVOTION (BY DORM OR CHURCH, FROM CAMPER HANDBOOK)	3:45PM	CANTEEN/STORE
8:15AM	BREAKFAST	4:15PM	GIRLS: SWIM BOYS: MISSIONS
9:00AM	MORNING CHAPEL	5:45PM	DINNER
9:30AM	ACTIVITIES	6:30PM	EVENING DEVOTION (BY DORM OR CHURCH, FROM CAMPER HANDBOOK)
12:00PM	CANTEEN/STORE	7:15PM	COLOR CHAOS
1:00PM	LUNCH	8:30PM	CHAPEL
1:30PM	REST TIME	9:15PM	TRIBES
2:30PM	BOYS: SWIM GIRLS: MISSIONS	9:45PM	IN-CABINS

## DAY 4

7:30AM	MORNING DEVOTION (BY DORM OR CHURCH, FROM CAMPER HANDBOOK)	12:00PM	CABIN CLEAN-UP/ CHECK OUT
8:15AM	BREAKFAST	12:30PM	LUNCH
9:00AM	ACTIVITIES	1:00PM	CLOSING CHAPEL
11:30AM	CANTEEN/STORE	1:30PM	CAMP DISMISSED

# CAMP RULES

CAMP  
RULES

RESPECT  
GOD

RESPECT GOD'S  
CAMPGROUND

RESPECT &  
ENCOURAGE  
EACH OTHER